

ANALYSIS REPORT – WOODLEY TOWN COUNCIL PLAY PARK CONSULTATION

OVERVIEW

In total **733** responses were received to the consultation; **645 online** (88%) and **88 paper** (12%).

The preferred overall design was **Design 1 (Proludic)** with 445 votes (60.7%).

The preferred option was to **partially enclose** the play area with 344 votes (46.9%).

Design Preference	Enclosed	Partially Enclosed	Open Plan	None	Grand Total	
Design 1 (Proludic)	85	202	155	3	445	60.7%
Design 2 (Jupiter)	33	51	34	0	118	16.1%
Design 3 (Hags)	38	91	37	2	168	22.9%
None				2	2	0.3%
Grand Total	156	344	226	7	733	
	21.3%	46.9%	30.8%	1.0%		

NOTE: Of those that preferred Design 1 (Proludic) and 3 (Hags), 13 included an additional comment stating they either preferred the aesthetic of design 2 or the use of natural materials.

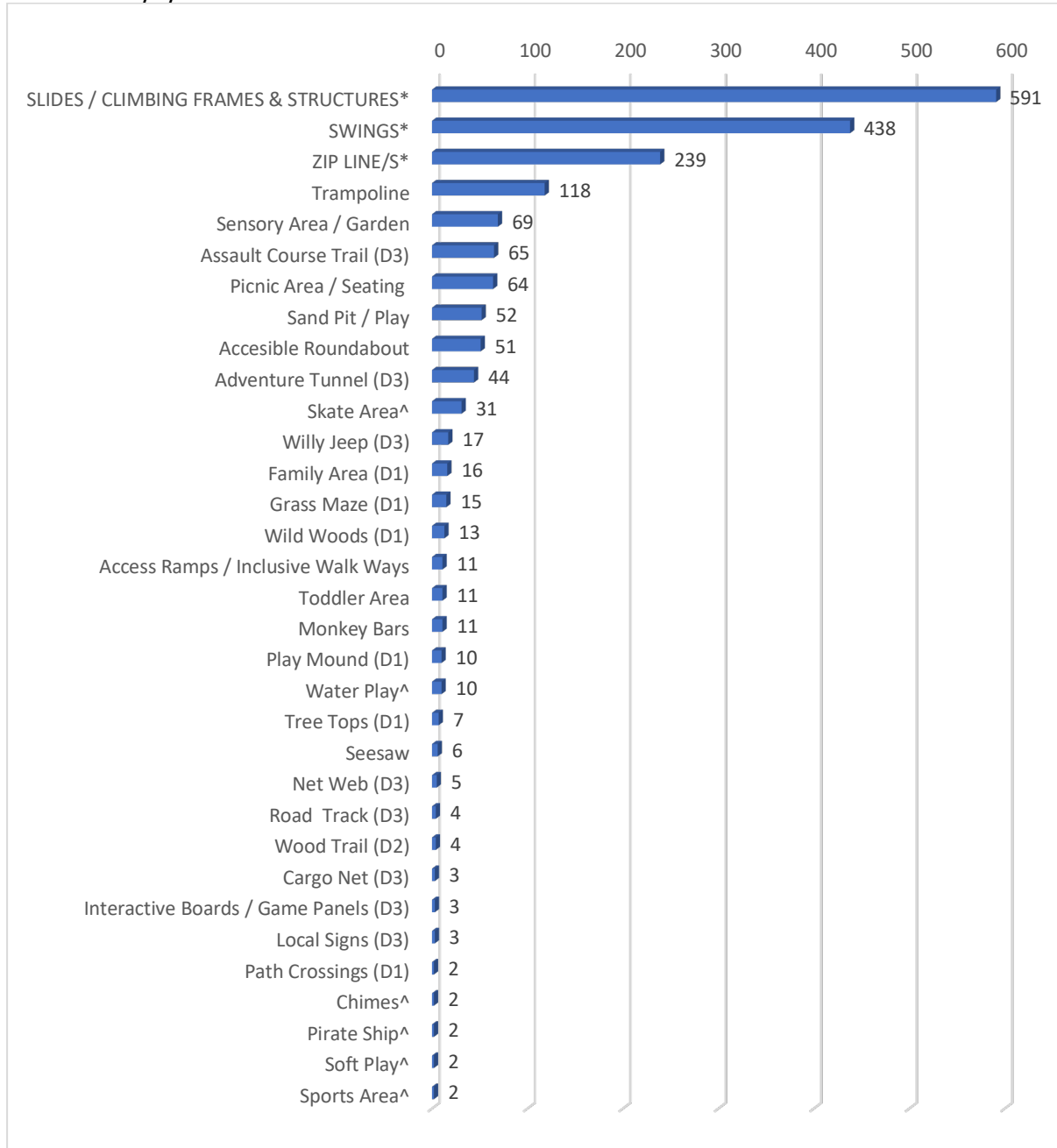
SPECIFIC EQUIPMENT

The consultation asked consultees to highlight their 3 top items of equipment via a free-text field. This made analysis difficult as it was not always possible to identify the specific piece/s of equipment being highlighted. Some responses also included equipment not included in the designs.

As such, it should be noted that some interpretation was required to deliver the below results.

The 'preferred equipment' chart below includes references to both general and specific items of equipment, as well as grouping certain items. Where specific items are listed, a reference to the design is included ((D1)(D2)(D3)). Where general items are listed or items are grouped, further analysis is provided.

Preferred Equipment Chart:



Key: * = grouped items – further breakdown below
 ^ = items of equipment not included in original designs

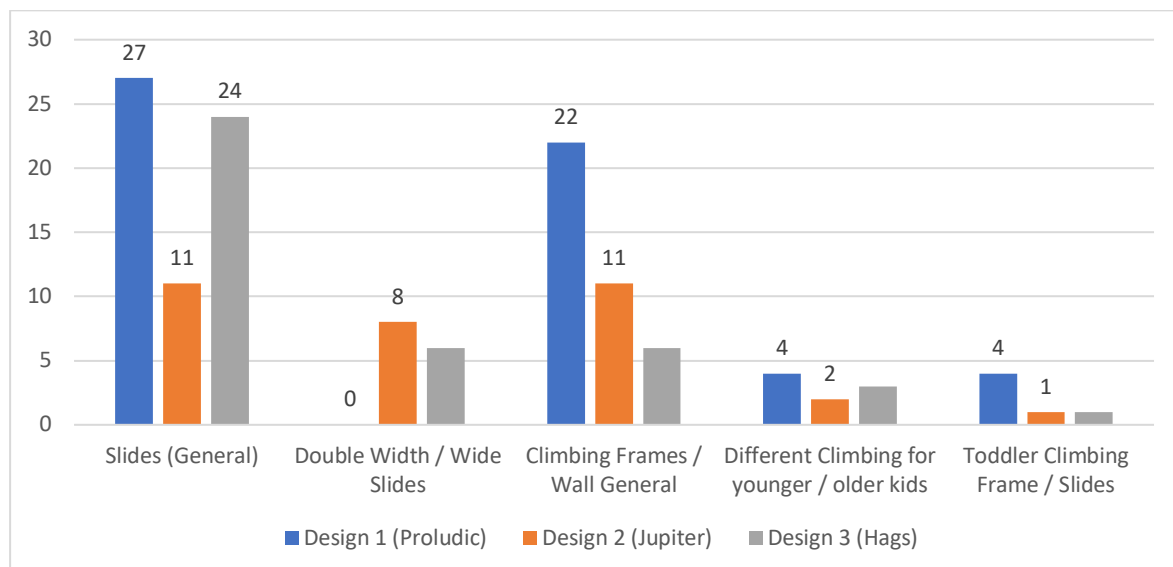
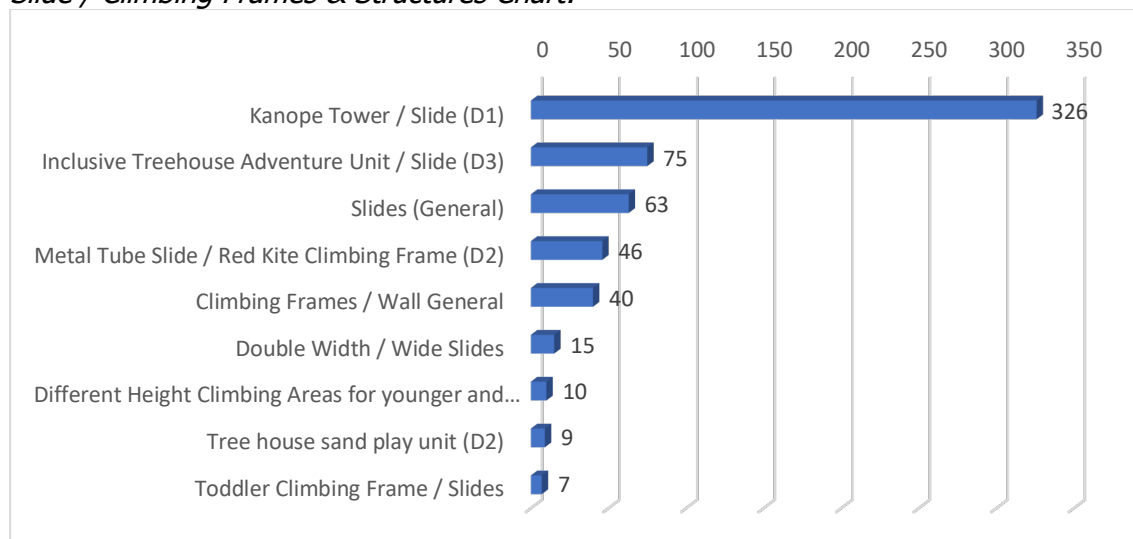
Slides / Climbing Frames & Structures

80.6% of consultees listed slides and / or climbing frames as a preferred equipment item.

Analysing these responses was complex; some highlighted specific slides, some entire climbing frames, others generally mentioned slides or climbing structures, and in some cases it was unclear. To aid analysis these were grouped on the 'preferred equipment' chart.

The 'slide / climbing frames & structures' chart below provides a more detailed breakdown. Where it was not possible to identify the specific equipment highlighted, more generalised equipment has been listed and a further breakdown of the overall design preference for those individuals is provided to help aid understanding of the results.

Slide / Climbing Frames & Structures Chart:



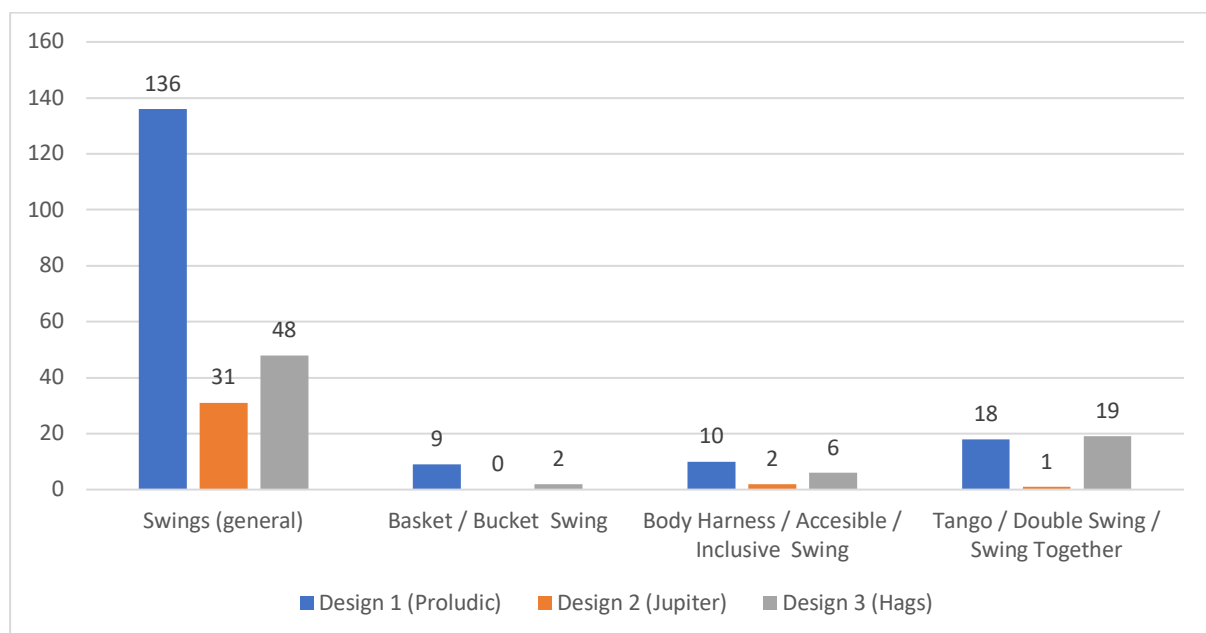
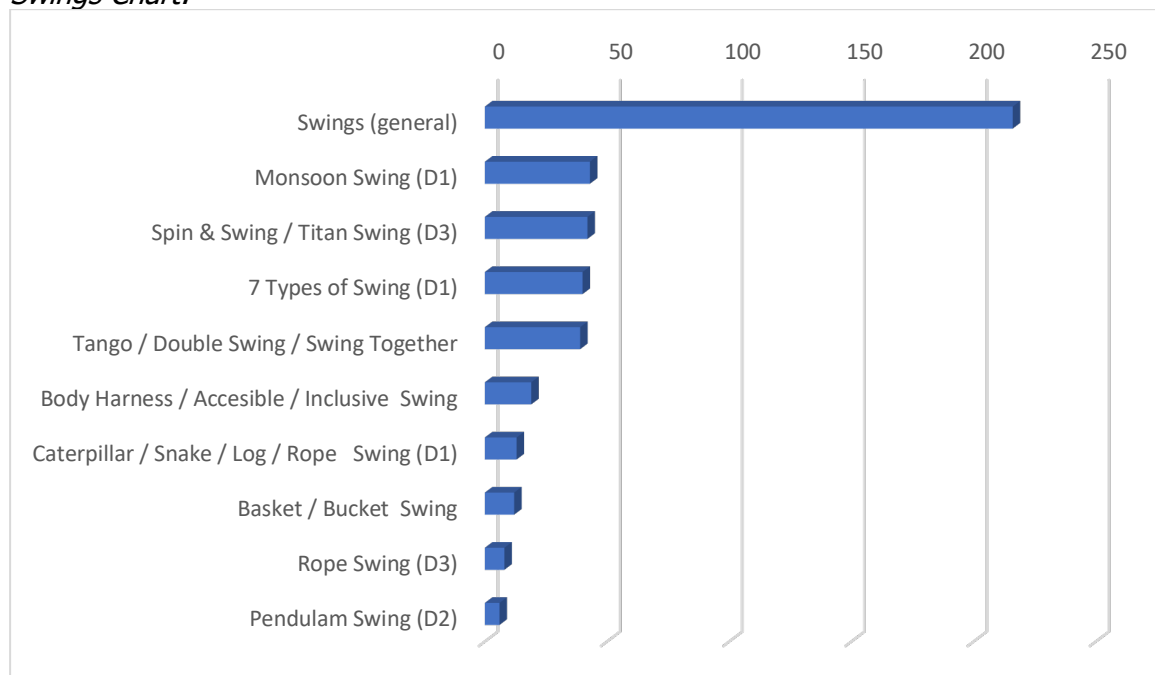
NOTE: 17 responders listed two items of climbing frame / structure in their list of preferred items of equipment; 9 listed both the Inclusive Treehouse (D3) and Kanope (D1), 4 listed both the Inclusive Toddler Sand Play (D2) and Red Kite Climbing Frame (D2). This may indicate a desire to have both an inclusive climbing frame and a more challenging frame for more able children.

Swings

59.8% of consultees listed swings as a preferred item of equipment. As with slides and climbing structures, it was not always possible to identify whether specific slides or slides generally were being referenced, so these were grouped together in the 'preferred equipment' chart.

A more detailed breakdown is included below. As previously, where more generalised equipment is listed a further breakdown of the overall design preference for those individuals is provided to help aid understanding of the results.

Swings Chart:

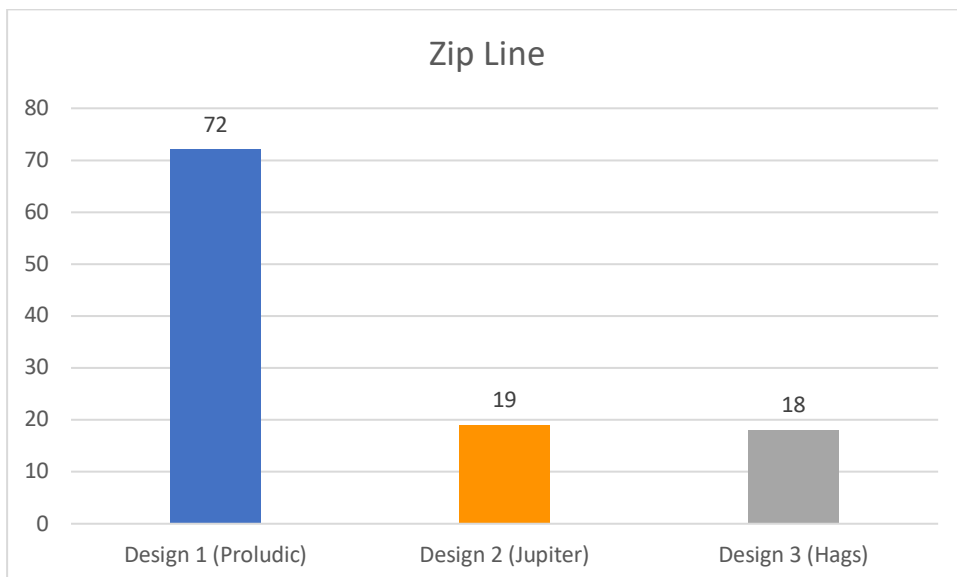
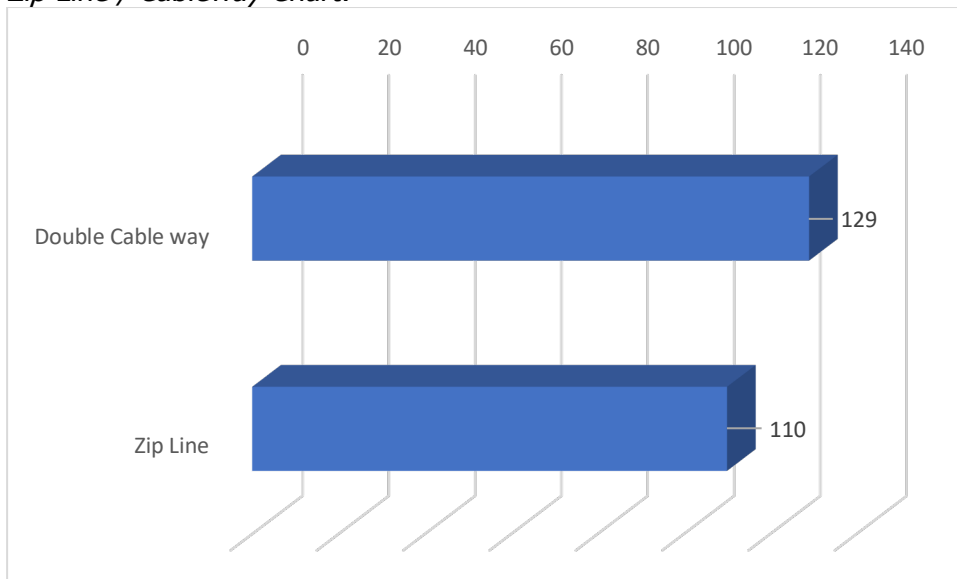


Zip Line / Cableway

32.6% of consultees listed a type of zip line as a preferred item of equipment. As above, it was not always possible to identify which type of zip line / cableway was being referred to in a consultees response. Whilst a number clearly detailed their interest in the Double Cableway (D1), or a double zip line, others merely stated zip line. As such they were grouped in the 'preferred equipment' chart.

The 'Zip Line / Cableway' chart below provides a breakdown of those who specifically highlighted the double cableway / double zip line, and those who merely highlighted a zip line. As previously, where general zip line is listed a further breakdown of the overall design preference for those individuals is provided to help aid understanding of the results.

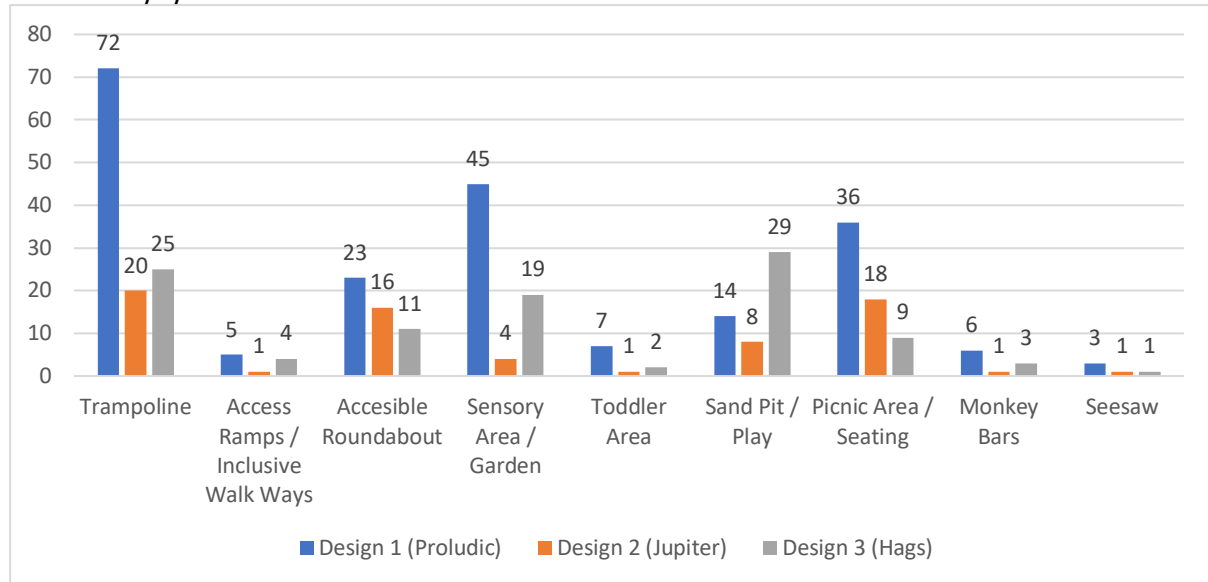
Zip Line / Cableway Chart:



General Equipment Items

Where a general (non-specific) item of equipment was listed in the 'preferred equipment' chart, the chart below highlights the overall design preference for those individuals to aid understanding.

General Equipment Items Chart:



Other Comments

Consultees were provided with a further free text field in order to provide additional comments in response to the consultation. A full, unedited list of these comments is enclosed as **Appendix A**.

However, analysis of these comments has highlighted the following:

- 55 responders highlighted support for the sensory / inclusive play equipment and wheelchair access incorporated into the designs.
- 49 responders highlighted a concern regarding dogs and dog fouling; whilst most preferred a fully enclosed play area, 10 preferred a partially closed area and 3 an open play area. 4 responders suggested making it a requirement for dogs to be on leads in the area of the park where the play area will be located.
- 13 responders highlighted the need for additional adult seating / picnic benches.
- 12 stated they wanted the skate park to remain – confusion may have been caused by the fact the skate park was included in one design image but not the other two.
- 10 responders highlighted a desire for a splash pad / water play to be included; these were in addition to those already highlighted as liking 'water play' in the 'preferred equipment' chart.
- 11 responders stated they wanted sand to be avoided; 3 other responders suggested any sand play area should be separate so it can be avoided if desired.
- 6 responders stated that wanted to see the footpath routed around the play area; 2 other responders said they wanted to see the footpath routed through the play area; 2 other responders stated it was important not to move the footpath as it provides an important direct walking route to the Town Centre.
- 5 responders highlighted a concern for the amount of park space the play park may take up, stating they wanted more park left for other park users.
- 6 responders highlighted a concern regarding vandalism, with three suggested CCTV be considered.
- 6 responders were against the scheme; one stated money would be better spent around the pond area and playing fields, another stated money would be better spent on grass cutting and litter picking, whilst two suggested building play / sports equipment for the elderly. (NOTE: 4 of these responses selected a preferred design; 1x D1 / 2x D2 / 1x D3)
- 4 responders stated that they hope no trees would be felled as part of the construction.
- 4 responders suggested only fully enclosing the toddler / family area; 2 other responders suggested the area should be enclosed due to safety concern for SEND users, however another responder stated they didn't want to see fencing as their autistic child enjoys the freedom to go between play equipment and they felt the pond and other dangers were far enough away.
- 4 responders highlighted a need for additional shade.
- 2 responders highlighted the lack of equipment targeted at teenage girls; one stated "It's great that you have made the play areas inclusive for disabled children, but have you also considered gender, in particular older girls ... Can I suggest that you contact the charity Make Space for Girls, who are campaigning on this issue, and that schemes which do not consider girls are against equality laws ... <http://makespaceforgirls.co.uk>."

- 2 responders highlighted a preference for plastic slides as metal gets hot in the summer.
- 2 responders highlighted a concern that the roundabout / turntable design included has a tendency to break down or lock up in other locations.

Also, whilst the numbers haven't been quantified, a number of responders highlighted that there are often not enough swings worked into designs as these are one of the most popular items. A small number of responders also suggested multiple trampolines as, again, these are popular.

Other notable suggestions or comments included are as follows:

- "I think that the new play area should make use of more land adjacent to the boundary - probably where the garden area currently is. This would allow more straight-forward fencing. The garden could be relocated."
- "[I think it would] be nice if the Oakwood and the coffee shops opened onto the back of it. Would make so much money."
- "The park needs to be fenced and separate from the skate park ... to stop toddlers wondering over especially when teenagers and adults are using it."
- "Remove roof from existing picnic area as it encourages teenagers to hang out."
- "Shouldn't be sited near Farriers Close which is a quiet community for the elderly."
- "Skate park in need of renovation too."
- "Visibility from all angles is important for parents trying to keep an eye on multiple children."
- "Need to consider the noise ... dust fumes and smell from the carpentry plant next door, the dust can [be] dangerous to young children with breathing issues."
- "Mounding around sandpit is a good alternative to fencing!"
- "A 7m high slide in a park with few wardens is asking for a tragic or life changing accident."
- "It would be useful to have some signs indicating age (eg up to 8 or 12 years etc) as it is off putting when teenagers use children's playgrounds and they also break the equipment."
- "I'm also not keen on sand ... as it's very easy for people to hide things in sand thinking it's funny but kids like to dig and can be dangerous."
- "Re-use some of the old equipment at the park at Southlake which is woefully poor."

APPENDIX A

FULL UNEDITED COMMENTS

Any other comments	Preferred overall scheme	Radio
'- Good to include access for wheelchair users - Don't want it to take up too much of the grass area - Also like how number 2 is played out neatly and not too crowded.'	Design 1 (Proludic)	Partially Enclosed
1. Please do consider enclosing the area from dogs as fouling could be a real problem. Most dog owners are very responsible BUT at dusk and darker evenings in the winter there is always more poo around the next day as when not seen, a few owners can be a bit thoughtless. (Toxocariasis is rare but children with dog poo on their shoes really spoils playtime !) 2. Also mothers with more than one child should have the peace of mind that the children are within a safe area it is difficult to watch them all the time.	Design 2 (Jupiter)	Enclosed
A 7m high slide in a park with few wardens is asking for a tragic or life changing accident. For this reason, any design should not involve high slides. Also with the uptick in dog ownership, it would be good to have the park enclosed by railings so that it could be a dog free area from a hygiene and safety perspective.	Design 2 (Jupiter)	Enclosed
A bigger trampoline would be better. Design 2 looks like it will last many years longer than the other 2 which will both fall into disrepair quite quickly The nearby gym equipment needs repairing while you are at it	Design 1 (Proludic)	Open Plan
A climbing wall of some kind would be great	Design 3 (Hags)	Open Plan
A separate picnic area away from play area rather than tables among the play equipment so people without children can benefit from picnic area too	Design 1 (Proludic)	Open Plan
A water play would be a great addition. The recently opened California country park has a great water play area	Design 3 (Hags)	Open Plan
All 3 designs look absolutely fantastic and it was very hard to choose a favourite, option 1 looks like a good mix of equipment to cover all age groups and abilities.	Design 1 (Proludic)	Open Plan
All designs look great in their own way. We are very happy and excited for this to happen	Design 1 (Proludic)	Partially Enclosed
All designs look to be a vast improvement over the existing playpark. Some better pictures would have made making a decision easier.	Design 1 (Proludic)	Partially Enclosed
All look amazing!! My kids are really excited to see the possibilities. Will any security measures be put in place to prevent vandalism? I'll feel a little sad to see the old one go.....I remember playing on the equipment as a child 30 ish years ago 😊	Design 1 (Proludic)	Open Plan
All of them look good, fully enclosed so child can't run off would be very helpful, even if just the main part of the play area. Seats for adults always good too at points that watch the main areas.	Design 3 (Hags)	Enclosed
All three designs are good in different ways.	Design 3 (Hags)	Partially Enclosed
Although Design 2 looks great from afar, its actually not got that much going for it. Design 1 is by far the best concept out of the three options in our opinion. on design 1 I do believe the family/toddler area should be fully enclosed, as with little ones you don't want them escaping. the sections towards the skate park don't need to be at all enclosed as these are for larger kids.	Design 1 (Proludic)	Partially Enclosed

Although it has been decided that the play area is far enough away from the lake for it to not be enclosed it really isn't that far for an older child who can move very quickly but has no danger awareness eg a young teen with autism who would benefit hugely from the equipment. Also a fence would help separate the children from dogs. Many children have a fear of dogs and some owners are not always in control!	Design 3 (Hags)	Enclosed
An enclosure is essential to avoid dogs running around and soiling the play area, and to avoid children wandering off.	Design 1 (Proludic)	Enclosed
An increase in picnic benches and family area is important and is accessible play.	Design 1 (Proludic)	Partially Enclosed
Area must be fenced to keep out dogs Need to consider the noise from the carpentry plant next door Need to consider the dust fumes and smell from the carpentry plant next door, the dust can be dangerous to young children with breathing issues	Design 2 (Jupiter)	Enclosed
As a 21 year old resident of Woodley I am very excited for this	Design 1 (Proludic)	Open Plan
As many picnic tables and/or benches as possible please! If no fencing is included I'm concerned it may become a dog toilet as so many dogs are walked off lead in this park, as well as being a hazard to the children.	Design 1 (Proludic)	Enclosed
As Woodley does not have a tennis club it should invest in Berkshire County Sports Tennis Club in Sonning and give locals a discounted membership.	Design 1 (Proludic)	Open Plan
Better community support to prevent it being vandalised	Design 1 (Proludic)	Partially Enclosed
Better to have a plastic slide than metal as they get too hot to use in the summer.	Design 1 (Proludic)	Open Plan
Big	Design 1 (Proludic)	Open Plan
Bright and colourful Places for natural flowers and insects Lots of sensory sound elements	Design 1 (Proludic)	Open Plan
Can we get a splash pad?	Design 1 (Proludic)	Partially Enclosed
Can't wait	Design 1 (Proludic)	Open Plan
Cannot wait for this!! Kids will love it!	Design 1 (Proludic)	Open Plan
Choice below regarding fencing has been based on the fact that dogs are constantly walked in the park and therefore keeping those dogs out of the toddlers area (at the very least) is a priority.	Design 1 (Proludic)	Partially Enclosed
Choosing design 1 as it seems to have more play equipment but I prefer the wooden look of design 2. It's important to have fencing to stop dogs off leads from running around children and leaving mess in the playground	Design 1 (Proludic)	Partially Enclosed
Close call between 1 and 3	Design 1 (Proludic)	Open Plan
Design 1 has the best potential, fantastic equipment just maybe a nicer colour scheme. The massive twisty slide is great for older kids and love the double zip wire The aesthetic of design 2 I really like, clear path and small fence so big kid stuff one side and little kid stuff the other but it's too similar to California country park and not enough play equipment Design 3 has great equipment but I think nothing is on the side of the path where the play area is now? Would be better to have the younger kids area on one side and fenced. Love the red road and jeep. A sandpit is great but should be separate Trampolines are so popular and having only one is such a mistake. Toddlers are the worst for taking turns and can all bounce together but not when bigger kids come along so think at least two trampolines are needed	Design 1 (Proludic)	Partially Enclosed

Design 1 is absolutely amazing, love it.	Design 1 (Proludic)	Partially Enclosed
Design 1 looks cheap and unnatural, don't think the colour schemes and look of the play area suit the area. Design also seems quite cramped and I don't really see much equipment for those in wheelchairs? Design 2's colour combinations with equipment and surfacing really suit the space, over all design looks to have the best flow between equipment and open space to play in. Equally I love how the design has incorporated some planting in the central space to break up area. It's clearly been well thought out. I like the range of kit and the play that's available also. Overall my favourite design visually and practically. Mounding around sandpit is a good alternative to fencing! Design 3 like the natural look of this design but still seems a little garish, loads of equipment and play value. I especially like the mounded tunnel and planted area. Don't like the bright yellow pieces to the back of the space. Ramped unit looks massive, but might be too big. Can't really see through the piece and I feel like it wouldn't suit the natural surroundings. Pathways on Design's 1 and 3 look a little like afterthoughts, I like the idea of having the pathway as part of the space. Walking through planting and the timber entrance triangles.	Design 2 (Jupiter)	Open Plan
Design 1 looks like a really fun place for children to play	Design 1 (Proludic)	Enclosed
Design 1 looks like it caters for all ages; very young, inclusive and accessible for all ages and abilities and much older children with the larger equipment - cableway, monsoon swing and canopy. This compliments the other playpark in Woodley as this is aimed at younger children alongside the paddling pool for toddlers. The other designs look like the equipment is more suited to younger children and the older ones would get bored or end up on the toddler stuff. Much better to have equipment for all. There is also seating for the parents to sit and chat whilst visiting the park with their children. On the matter of enclosing the park - if parents want a safe enclosed park they have the option of the other area up by the paddling pool. I would suggest the roof on the picnic area (I am assuming this is the existing metal roof already in situ?) should be removed entirely this allows for teenagers to hang out unseen in this 'den' getting up to no good. Always better to have open air seating that everyone can see and access, reducing any trouble.	Design 1 (Proludic)	Open Plan
Design 1 looks to have a lot to offer all ages.	Design 1 (Proludic)	Enclosed
Design 1 preferred in terms of variety and adventurous equipment as well still inclusive of ability and ages.	Design 1 (Proludic)	Open Plan
Design 1 seems to provide most for children to do and is good for tiny children as well as older ones. It might be good to have it fenced off to ensure dogs can't get in there. I'm a dog owner but I'd find it easier to walk my dogs if that was fenced and I know as a parent I'd prefer it if dogs can't easily foul in the area.	Design 1 (Proludic)	Partially Enclosed
Design 2 beautiful. It fits in the space beautifully and is much clearer and inclusive for children with disabilities. There is plenty of space around each piece of equipment ensuring quieter areas when needed. I love the picnic bench area too.	Design 2 (Jupiter)	Open Plan
Design 2 has a nice 'flow' but prefer design 1 due to the inclusion of equipment that looks suited to older children. Would like to see natural design elements such as willow structures, bamboo hideaways, grass hills to climb etc. Also like the grass maze.	Design 1 (Proludic)	Open Plan
design 2 is very lacking compared to design 1 & 3	Design 1 (Proludic)	Open Plan

Design 2 looks less bright and garish. I really like a play area made from natural materials to blend with natural landscape. Please retain skate park - it's v important for my son.	Design 2 (Jupiter)	Open Plan
Design 2 with the pathway looks good and in keeping with the surroundings but 1 and 3 had better equipment. I chose 3's as had a range of equipment. Please include equipment for older children so we can keep the community active. My youngest has autism and at a young age would run off onto other equipment. So although I can see why a fence would be good I actually prefer it without to make it more open plan. The lake is a way off and the play area isn't near any dangerous areas so I would go open plan.	Design 3 (Hags)	Open Plan
Design 3 due to more space on other side of path for picnic	Design 3 (Hags)	Open Plan
Design 3 is the best and most sympathetic to the park setting it's in. The cableway is nice (especially if inclusive) but is a duplication of the park up by the gym. The sand pits are a lovely idea but will require careful maintenance to make sure cats etc don't go to the loo in them.	Design 3 (Hags)	Open Plan
Design numbers one and three look like stuff you see in every park all over the UK, we want something different. It looks like Proludic and Hags have copied and pasted and not put any thought into our area. I live just off Reading Road with three young boys ranging seven to thirteen years old. Two of them with disabilities and there is limited play options locally, only design number two has most things at a lower level for inclusivity. James	Design 2 (Jupiter)	Open Plan
Design one is an amazing use of space and great design for many ages. I would swap out the wobbly/spinning stick item and seesaw above the sensory area in favour of something more suitable for older (6-9) children i.e. climbing frame or a long rope swing (as in design three) Also I do like the idea in design two of marking the start and finish of the play area to give definition and clarity.	Design 1 (Proludic)	Partially Enclosed
Design one looks like it caters for the majority of Woodley's diverse community.	Design 1 (Proludic)	Open Plan
Design three has a much wider range of activities, suitable for younger to older children and all physical abilities! Looks really exciting	Design 3 (Hags)	Partially Enclosed
Dogs shouldn't be able to access the play areas. It's bad enough taking a toddler for a walk and having to watch out for dog poo, and to ensure it's safe in a park dogs should not be allowed or be able to access the area. Especially important if includes sand play. I'm also not keen on sand in public play spaces as it's very easy for people to hide things in sand thinking it's funny but kids like to dig and can be dangerous.	Design 1 (Proludic)	Enclosed
Don't forget seating for the adults! I know a lot of people walk their dogs around the park so it being enclosed with fencing will make it feel safer and keep the dog poo out!	Design 1 (Proludic)	Enclosed
Don't know	Design 2 (Jupiter)	Enclosed
Enough hand grips to help the kids pull themselves up on equipment Equipment for all ages	Design 2 (Jupiter)	Partially Enclosed
Enough slides and equipment for older children 6 plus	Design 3 (Hags)	Partially Enclosed
Fantastic to include sensory and adapted equipment for senior young people.	Design 3 (Hags)	Partially Enclosed
Forest park in Finchampstead has an amazing track for scooters and bikes, always very popular with everyone we know	Design 1 (Proludic)	Partially Enclosed
Fencing around the perimeter would provide added security, as many dogs are walked off lead on Woodford Park, I feel it would be a good idea to have the play area fenced off to stop dogs wandering in, or leaving dog mess in the child play area	Design 3 (Hags)	Enclosed

Fencing is a good idea for dogs.	Design 1 (Proludic)	Enclosed
First impression - least favourite Looking at the detail - best, by far! Far more inclusive and variety to keep the kids interested and stimulated	Design 3 (Hags)	Partially Enclosed
For the park to be fenced.	Design 1 (Proludic)	Enclosed
Fully fenced in to keepout dogs. Zip wire would be great addition.	Design 1 (Proludic)	Enclosed
Further up closer to the leisure centre, next to paddling pool, splash park would be very well loved and used by woodley parents and children!	Design 1 (Proludic)	Enclosed
Get read of the sand	Design 3 (Hags)	Open Plan
Good to taking into account inclusivity	Design 1 (Proludic)	Open Plan
Great variety of equipment in this design. For all ages and abilities	Design 1 (Proludic)	Partially Enclosed
Having a 16 month old who likes to run off... being fenced in will save me alot of hassle. As I have a 3 year old. So would need to watch him while the 18 month is running in opposite direction. If fenced on I wouldn't have to worry as much	Design 3 (Hags)	Enclosed
Having the park to one side of the main path makes sense with park run that happens through that area	Design 3 (Hags)	Open Plan
He should be a fence around the equipment or play area to keep dogs out and foxes that seem to be prolific in Woodley	Design 2 (Jupiter)	Enclosed
Hi instead of another new playground the money might be better invested in the pond area and the park at the rear of the sports centre. You spend a fortune putting a new path around nearly all of the pond and then just leave it to turn into a messy tangled jungle. The perimeter of the rear of Woodford park needs the path extending all around it to stop the happy clappy Sat/Sun morning joggers turning 20ft of the perimeter into the Somme for most of the winter. Now I've started what do the 4/5 men who work in Woodford park do all day except drive round in the park in there various trucks and vans like a bunch of 7 year olds in there new toys!!!! Stuart Shone 117 Haddon Drive. stuartshone@ gmail.com	Design 1 (Proludic)	Enclosed
Hope there is a path to give us access through the play area.	Design 2 (Jupiter)	Open Plan
I agree that access should be open and not fenced in BUT who will stop dogs from entering into the open space used by the children.. Why can't the bottom area (from the lake to Oakwood centre) be made into dogs only on leads area. The top of the park from lake to the school area be dogs under supervision as it runs now. The control of the dogs in the park is an ongoing problem and for the safety of the children in the new area this issue should be addressed from the outset of the project.	Design 2 (Jupiter)	Open Plan
I also like the agility course.I voted for design 1 because it has more things. I live close to Woodford Park and would use the playground alot.I am 7 and I have a 2 year old brother.	Design 1 (Proludic)	Enclosed
I am a mum of 3 year old twins , a grandmother of a 1 year old and have been a nursery teacher at Ambleside for 17 years . So having a park that children can use safely and independently is a must for this space . I also live next door to coronation Hall, so we use the park every single day - rain or shine!	Design 3 (Hags)	Open Plan
I am concerned about potential dog fouling without enclosure. I think that the new play area should make use of more land adjacent to the boundary - probably where the garden area currently is. This would allow more straight-forward fencing. The garden could be relocated. With current designs, it would quickly lead to dogs being banned from the park (which I would oppose).	Design 2 (Jupiter)	Enclosed

I am concerned that the proposed area crosses one of the existing main paths around the park, used by the parkrun and other park users. I think consideration should be made to having a path that bypasses around the outside of the play area, so that people can still use it without having to walk/run through the middle of the play area (where the risk of collisions with children running between equipment is increased). It's not clear from any of the designs whether such consideration is being made.	Design 1 (Proludic)	Partially Enclosed
I can't entirely tell from the pictures, but it looks like design 3 may lose the existing skate park - there seems to be something in the background that may be the skate park. Design 3 looks both the most inclusive for all ages and abilities, and actually the most varied/fun too, but if it loses the skate park then design 1 is my preferred scheme. It seems a shame to get rid of something that lots of children already enjoy. Open plan is perfect on this safe space as it encourages the use of the natural park space (hills, yes, etc) for free play this enhancing the imagination and interaction with nature rather than confining children to playing on artificial equipment	Design 3 (Hags)	Open Plan
I can't speak for all parents, but I take my children to the park for a change of scene for all of us and a chat with some other adults while they play. I have toddler twins, so it is really important to me to have an enclosed area where I can relax and know that they won't come to any harm, either by crawling away or by an over-enthusiastic dog!	Design 1 (Proludic)	Partially Enclosed
I don't like how big and spread out the structure is as it takes away the park for everyone else as the park is used for other people as well. This is because other people play football, or cricket or go on runs or walk their dogs and I think these designs take away space from other people	Design 2 (Jupiter)	Partially Enclosed
I don't like how it takes up so much space because so many people use that field for things other than the playground so it will take away from that space. Not that many people use the park so it isn't necessary for it to be so large. It ignores how other people use the area.	Design 2 (Jupiter)	Partially Enclosed
I don't have small children and use the park to walk with my dog on leash. Like many other dog walkers, I walk this path frequently with my dog and out of the park by the Oakwood centre having entered into the park via Western Avenue admiring the park volunteers planting as I go. Does this proposal mean access from the pond to the Oakwood Centre is now going to be via the path by Coronation Hall only? This is going to make that path very busy and dense and we've learned from the pandemic that distance is key as well as the fact that some dogs like to have a bit of space from each other so it's a more pleasant walk to the owner. I don't think dogs walking through the middle of the play area is a sensible idea from the point of safety of the children. Continuing to walk past it seems a happy compromise.	Design 3 (Hags)	Enclosed
I don't think having the path running through the centre is a good idea. I can imagine excited children running between play areas and having accidents with cyclists or other people walking by.	Design 2 (Jupiter)	Partially Enclosed
I feel the 7m high structure in plan 1 is perhaps too high although the double slide (and the windy slide!) are good ideas! I think it's always a good idea to have lots of swings as they are always busy! I think planting in the sensory area would be a lovely idea; with textile plants. A water feature for children to play in or with would be lovely. I have a toddler and am happy for the park to be open plan. On a side note, the images came up really small and not very well on my mobile device-making it difficult to fully see the designs.	Design 3 (Hags)	Open Plan
I have 2 children. One with additional needs and really do think that the inclusive treehouse in design 3 is amazing. It would give so many children a safe and easier option to access slides and areas that are generally harder for them to access at other parks	Design 3 (Hags)	Open Plan

I have a 9yr old and 4yr old and they would both be able to enjoy this space. Currently my 9yr old is only entertained with the zip wire currently in situ. 2nd option seems like there isn't much there. 1st option will entertain a wider age range and perfect for large families with big age gaps. Im a qualified child carer of 10yrs+ and mother. This park is on my door step and think the 1st option would serve the community the best by far for inclusion and fun.	Design 1 (Proludic)	Partially Enclosed
I have always felt that there should be a splash pad area at woodford, so much better, hygenic and safer than a dirty padling pool. Sad to see you have not included a splash pad in the designs 😞	Design 1 (Proludic)	Open Plan
I have consulted with my 5 year old and we like aspects from both designs 1 and 3 Design 1 - think it would be better to use the picnic space for additional play areas for the children, as the park is of a good size, we like the 7 types of swings and double causeway design 3 - love the sand pit and Treehouse adventure unit Nice to have monkey bars , splash area, something for all ages and to keep the Skate park area for the older children	Design 1 (Proludic)	Partially Enclosed
I have never seen any child play on the expensive painted "map" installed next to Nat West bank in the precinct	Design 1 (Proludic)	Partially Enclosed
I have no real idea about any of these schemes, the images are not zoomable and are too small to read. If you really want public consultation you should try a bit harder to work the technology.	Design 1 (Proludic)	Open Plan
I have two autistic children so I think more items in sensory play area would be really beneficial.	Design 1 (Proludic)	Partially Enclosed
I hope to design more facilities as below: 1) BBQ areas 2) roller skates park 3) Artificial turf slide 4) Rose gardens 5) Basketball or ping pong courts 6) Multiplayer swings	Design 1 (Proludic)	Open Plan
I like aspects of all three playgrounds but definitely think the slate park should stay in some sort of way and having more wheelchair accessible spaces and sensory play would be ideal to create a better, more inclusive environment.	Design 1 (Proludic)	Partially Enclosed
I like design 1 as it caters for children of all ages and needs. If not too late I'm sure a splash zone will be appreciated, not too any parks in the County have those and it's great sensory also.	Design 1 (Proludic)	Partially Enclosed
I like design 2 also but looks less things to play with	Design 3 (Hags)	Enclosed
I like how it will accommodate older and younger children and incorporates the skate park. The overall design just seems a better fit for the area.	Design 1 (Proludic)	Partially Enclosed
I like that there will be a lot of options available to play. And inclusivity is very important given that we have schools such as Addington near by which I work at. I would like to note that a lot of older kids go to that park in the evenings and afternoons etc and not necessarily to behave so I wonder how you will ensure it is kept tidy and safe and maybe patrolled or cctv'd in the evenings particularly to prevent any damage to what will be an important and vital addition to Woodley.	Design 3 (Hags)	Partially Enclosed
I like the designs that separate older children's equipment away from younger toddler age children's equipment. I think whatever is decided will be a huge transformation of a tired area and it's good to have inclusive activities for a variety of ages and needs!	Design 1 (Proludic)	Open Plan
I like the idea of the local road signs.	Design 1 (Proludic)	Enclosed
I like the materials in design 2. The other two are a bit too plastic.	Design 2 (Jupiter)	Partially Enclosed
I like the the fact it retains existing features with the picnic area and skating area.	Design 1 (Proludic)	Partially Enclosed

I like the way design 2 is spaced you need space between the equipment and room for parents to gather and sit	Design 2 (Jupiter)	Partially Enclosed
I liked 2 & 3 best . I picked 2 as I liked the woodland colours but I am an adult & children love bright colours. I love that you are consulting Addington School to make the park more inclusive. I believe we get a better, more caring society, when we include everyone.	Design 2 (Jupiter)	Partially Enclosed
I look forward to taking my young Grandson to play in this amazing play area.	Design 1 (Proludic)	Partially Enclosed
I love that you are make accessible parks for children that are less able Thankyou!	Design 3 (Hags)	Partially Enclosed
I prefer the more natural looking play area but like the look of the big tower and slide in design 1	Design 1 (Proludic)	Partially Enclosed
I really like how it integrates the current features (picnic area and skatepark) to the new design.	Design 1 (Proludic)	Open Plan
I really like the big swings	Design 1 (Proludic)	Open Plan
I really liked the options on design 1 but felt it was too "plasticky" and as such wouldn't last long term/be prone to breaking in a few years time. I also really liked the look of the wood, which I felt was long lasting, but unfortunately I didn't feel there was as much there for all types of children. Ultimately, I felt Design 3 offered more options and inclusive designs while also appearing to use more hardwearing materials. I am comfortable with the plans for no solid fencing but I would like some sort of demarcation for a toddler area. Not just for safety but also as older kids might barrel into them if there's nothing setting this area aside. I would be happy if this was further from the older children's play areas etc... to facilitate this.	Design 3 (Hags)	Partially Enclosed
I think in all of the schemes there needs to be more equipment suitable for infants and babies. As someone who has a school aged child and a baby it's important that there is different things suitable for both children within the same area. A baby area would make the park much more useful for all in the local community.	Design 3 (Hags)	Partially Enclosed
I think it is really important to think how easy it is to roll wheelchair and Kaye walkers around the playground	Design 1 (Proludic)	Open Plan
I think the more natural look will be better. Design 3 is basically the other park in Woodford. Think be nice if the Oakwood and the coffee shops opened onto the back of it. Would make so much money. I like the open planner but slot of dogs off lead over there.	Design 2 (Jupiter)	Enclosed
I think the second design blends into the space much more, the natural vibe and space for free play is so important.	Design 2 (Jupiter)	Open Plan
I think the way design 2 is spread out is good as children need to move around and not piled on top of each other	Design 2 (Jupiter)	Partially Enclosed
I think the wood play equipment looks better, feels safer and ages better than the metal or plastic stuff.	Design 3 (Hags)	Enclosed
I think this one will age better and uses the space well. I really like 1 too but feel it will look outdated very quickly with the weather.	Design 3 (Hags)	Partially Enclosed
I would definitely prefer a fully enclosed play area: partly because I have a child who is scared of dogs and railings provide a physical barrier to dogs being in the play area and partly because I have two young children to supervise and I feel it is safer to have an enclosed play area so my older child (aged 4) can have a bit more independence but a still a defined space to play in. There is a climbing unit very similar to the Inclusive Treehouse unit at Palmer Park and while it is great that wheelchair users can access it, I don't feel it is very challenging or exciting for able bodied children - the more interesting part of the unit at Palmer is too difficult for my child (aged 4) to use, but this means he is left with a lot of ramps just to walk up and down which isn't very exciting	Design 1 (Proludic)	Enclosed

or challenging. While it is really important to include wheelchair users at the park, this should not come at the expense of the majority of users who will be able bodied. Sol Joel play area (Earley) seems to have struck a really good balance of being accessible and interesting to children of different ages and different abilities.		
I would prefer some if not all the area enclosed.	Design 1 (Proludic)	Enclosed
I would rather this didn't go ahead	Design 3 (Hags)	Partially Enclosed
I would rather this didnt go ahead	Design 2 (Jupiter)	Open Plan
I'm a bit worried about the dogs that are allowed to roam and soil freely with owners not clearing things up, which is the only reason why I've gone for the fencing option. I accept that it would be much better without fencing, but sadly, dog poo is an issue in the area and I have seen it and reported it in the existing play area to oakwood centre staff, who did nothing, so... I think we need the fences, sadly. There is also the possibility of bikes and park runners mowing down children if there is no fence to get the kids to stop and think about their movements.	Design 1 (Proludic)	Enclosed
I'm very excited we definitely need better play areas for children to encourage them to get out in the fresh air	Design 1 (Proludic)	Enclosed
I've asked for fully enclosed because of there being so many dogs in Woodford Park at any one time	Design 1 (Proludic)	Enclosed
I've found it difficult to select the top three pieces of equipment as the illustrations are so small	Design 2 (Jupiter)	Open Plan
If open plan then maybe signs for dog walkers to keep them on a lead.	Design 1 (Proludic)	Open Plan
If there are no fencing how are will dogs be prevented from running through the play areas scaring children and be prevented from going to the toilet in the play areas? Even if owners clean up the dogs mess it is still a health concern. If dogs are required to be kept on leads, how will this be enforced.	Design 1 (Proludic)	Enclosed
In design 3 it looks like there is nothing on the other side of the path - I.e. where the current playground is. Perhaps this part could also be utilised? There is an ongoing problem in Woodford Park with dogs off leads being allowed to run far away from their owners. If the new playground will not be fenced off then there will need to be an enforced blanket rule that dogs need to be on a lead to avoid danger to children and also avoid dog poo/wee in the playground.	Design 3 (Hags)	Enclosed
In my opinion design 1 is the best for children of different ages. Honestly, I find that it just has so much to do and provides so much fun.	Design 1 (Proludic)	Partially Enclosed
Inclusive areas	Design 3 (Hags)	Open Plan
Is there a space for the younger children?	Design 1 (Proludic)	Enclosed
It needs clear sections of increasing ability so the big kids stay away from the tiny areas	Design 3 (Hags)	Partially Enclosed
It will get Vandalised! Spend the the money on grass cutting and litter picking ?	Design 1 (Proludic)	Enclosed
It will need to be enclosed. All kids play parks are. My dog would be peeing up that the first chance he got. Woodford is such a popular dog walking destination at all times of the day/week.	Design 1 (Proludic)	Enclosed
It would be great to have a theme like design 2 which is spacious but more toys so taking up a bit more space.	Design 3 (Hags)	Open Plan
It would be lovely to have picnic benches nearby.	Design 1 (Proludic)	Open Plan

It would be useful to have some signs indicating age (eg up to 8 or 12 years etc) as it is off putting when teenagers use children's playgrounds and they also break the equipment	Design 1 (Proludic)	Partially Enclosed
It's great that you have made the play areas inclusive for disabled children, but have you also considered gender, in particular older girls. One design has a skate park - statistics show that they are 85% used by teenage boys, but there is nothing for teenage girls, and some very simple design changes could improve that greatly. Can I suggest that you contact the charity Make Space for Girls, who are campaigning on this issue, and that schemes which do not consider girls are against equality laws (and basic equality too). http://makespaceforgirls.co.uk	Design 2 (Jupiter)	Open Plan
Its not visible in the design but I hope you are keeping the skate park so the youngsters can still enjoy it.	Design 3 (Hags)	Partially Enclosed
keep in mind to have plenty of shaded/ covered areas to keep young ones away from direct sunlight.	Design 3 (Hags)	Partially Enclosed
Keep it fully enclosed so no dogs enter.dont like the roundabout in design 2, there is one in dinton pastures which has almost fully locked, plus the look of the grey metal doesn't fit	Design 2 (Jupiter)	Enclosed
Kids are very excited!	Design 1 (Proludic)	Open Plan
Kids love different equipment and learn through play. No sand as this just gets thrown around in kids eyes. So lots off different things in Design 1.	Design 1 (Proludic)	Partially Enclosed
leave the open spaces at Woodford park please. Already an area has been fenced at the back for a private company. Leave it for citizens !	Design 2 (Jupiter)	Open Plan
Like the children friendly nature of design 1 it really embraces a safe environment for children to play If parents are watching and vigilant and not on their phone the lack of fencing should not be an issue!	Design 1 (Proludic)	Open Plan
Like the idea of open plan but concerned about dogs off leads in the park.	Design 1 (Proludic)	Enclosed
Liked the natural materials and form of design 2. This seemed most in keeping with the parkland. Also seemed likely to span a wider age of children. Fencing so kid cannot run off to the road or lake. Fencing is a deterrent for 'mischief-makers'. Also will prevent footballs, runners, cyclists, scooters, skaters and dogs from entering the area. This will create safer play environment.	Design 2 (Jupiter)	Enclosed
Liked this design as it seemed to include all age groups and abilities. Space seems reasonably proportioned and looked easy to navigate. It gets my vote for its versatility over the age groups - makes it more likely to be loved by all.	Design 1 (Proludic)	Open Plan
Lots of choice for all age children	Design 1 (Proludic)	Partially Enclosed
Lots of trees	Design 2 (Jupiter)	Open Plan
Love the skate ramp it's very popular and the first design looks amazing the kids are going to love it	Design 1 (Proludic)	Partially Enclosed
Love this design and anything to revitalise that area.	Design 1 (Proludic)	Partially Enclosed
Low fencing and crossing areas teach toddlers to take care crossing.	Design 1 (Proludic)	Open Plan
Low opex costs. Anyway wooden structures with curved edges for high and low movement across ages. Must include sensory development possibility. Shade provisions for a changin climate with warmer wetter winters and drier summers predicted.	Design 2 (Jupiter)	Partially Enclosed
Make it feel more natural, use wood, greens and browns rather than looks of bright colour plastic.	Design 2 (Jupiter)	Partially Enclosed

Makes it clear between the different age/ability areas. Helps parents and children.	Design 1 (Proludic)	Enclosed
Many parks don't tailor for children that are 12-24 months any equipment or play (other than swings) that can be incorporated here would be so useful and needed	Design 3 (Hags)	Partially Enclosed
Maximum disability access including wheelchairs	Design 2 (Jupiter)	Enclosed
More seating area for parents	Design 3 (Hags)	Enclosed
Must be enclosed to prevent dogs fouling where children play	Design 1 (Proludic)	Enclosed
My 10 year old loves playing in Woodford park. Please could the design be useable by both younger and older children.	Design 3 (Hags)	Open Plan
My 8 year old twins picked design 1, it's our local park and they thought it the best design. Dogs off the lead will be a huge issue if the park is not fenced off.	Design 1 (Proludic)	Enclosed
My children love the sandpit as well as many other young children that use the current park. Swings and slides are a must in any park	Design 3 (Hags)	Open Plan
My children much prefer design number 1	Design 1 (Proludic)	Partially Enclosed
My kids adore Zip lines and the existing one at woodford park isnt much good	Design 1 (Proludic)	Partially Enclosed
Natural look	Design 3 (Hags)	Enclosed
Natural materials preferred. Mix for different ages.	Design 2 (Jupiter)	Partially Enclosed
Need to ensure that park is still suitable for all other users. Splitting the play area across the main path is a stupid idea..at least design 2 separates the areas properly. Design 3 seems to be all inside the field, which some advantages but starts to bite chunks out of one of the few grassed open spaces left in Woodley. Loads of people use the main path for running, cycling, dog walking, getting from North Woodley to the shops, parkrun, so having this throughfare running through the playground is unsafe for everyone. Keeping the playground outside the main path would be good. Why does it need to be so big anyway when there is a big playground already at the other end of the park? Please no more fencing.. we don't have hardly any open spaces left.	Design 2 (Jupiter)	Partially Enclosed
Needs disabled swing	Design 1 (Proludic)	Open Plan
Nice to keep different age groups in account and safety gates And lots of benches for parents Also would be nice to have some wheelchair friendly play areas	Design 3 (Hags)	Enclosed
Nice to see it being all brought together - what will happen to the other play park next to the paddling pool?? Where is the outdoor gym equipment to be located?	Design 1 (Proludic)	Partially Enclosed
No	Design 1 (Proludic)	Open Plan
No 2 looks dull!	Design 1 (Proludic)	Partially Enclosed
No other comments	Design 1 (Proludic)	Partially Enclosed
No sand as the animals tend to use it as a toilet especially if there's going to be no fences to stop the dog that get walked there accessing the play area Don't forget the younger siblings need a play area too with clear sight lights to see older ones	Design 1 (Proludic)	Partially Enclosed

No sand please. No bark chipping. Make sure there's a balance between younger and older aimed equipment. Create shaded areas.	Design 1 (Proludic)	Partially Enclosed
No sand please. Some shade	Design 1 (Proludic)	Open Plan
Not good to have the sand pit as the wildlife like to dedicate in the ego sting pit	Design 1 (Proludic)	Open Plan
Open plan as per project number 2 better for disable children on a wheelchairs.	Design 2 (Jupiter)	Enclosed
Open plan design looks great, but there are too many dog walkers who do not clean up after themselves. With no fence, their dog could easily make a mess in the play area which could pose a safety issue for children.	Design 3 (Hags)	Enclosed
Open plan is great but how would you stop dogs entering the play area and dog poo?	Design 1 (Proludic)	Open Plan
Option 1 incorporates the skate park which is important for young children and teenagers and brings all the communities kids together. Option 1 seems to have the most equipment which makes it more engaging for children.	Design 1 (Proludic)	Open Plan
Option 1 looks like a tree needs to be removed and whichever option is chosen I think this should be avoided at all costs	Design 2 (Jupiter)	Open Plan
ParkRun - both Junior and Adult is a bit part of Woodford Park and Woodley's Community (and draws lots of people into the town on a Saturday and Sunday morning. Has the inclusion of the path 'into' the playground been considered in the designs or will there be a separate path that goes around the play park? The grass gets very wet and destroyed during the winter anyway - the added pressure of ParkRun makes this even worse.	Design 3 (Hags)	Open Plan
Personally I think the part of the park that is currently enclosed should remain enclosed so that young children can't run across the path in front of cyclists etc. Also a significant amount of people walk their dogs off lead at Woodford, having this area would stop dogs from getting in and urinating/pooing on the play equipment as is the case since the gate had been removed on the park currently. One of my children really doesn't like dogs either so I think it would be best to prevent them from being able to get in at all. I appreciate it's not practical or financially viable to fence the whole park as the current path runs through the middle. I like the idea of a family picnic area again so lots of benches and bins would be great! This sounds really exciting and is very much needed :-)	Design 1 (Proludic)	Partially Enclosed
Picnic benches and seating where parents can easily view their children whilst seated. Also some shading area too for when the weather becomes hotter in the summer. I love the idea of using natural materials for play area too (like Dinton).	Design 3 (Hags)	Partially Enclosed
Picture 1 and 3 I really like. A splash pad would be amazing if possible	Design 3 (Hags)	Partially Enclosed
Plan 1 is too overwhelming maybe, for those children with Asp. Plan 2 is rather unexciting and clinical. Plan 3 seems most logical for children of every and any ability. Regarding railing/fences, will not the parents want to feel reassured that no dogs could enter ?	Design 3 (Hags)	Partially Enclosed
Plan number 1 looks like the most fun for all ages. I think an enclosed area would work best to ensure no dog mess inside the play area....also no dogs can run upto children that might be fearful of them.	Design 1 (Proludic)	Enclosed
Play area should be all on skate park side or younger kids area on existing side and separated from the path with barrier of some kind - not fenced in.	Design 3 (Hags)	Partially Enclosed
Play equipment for the ages 10+ bracket would be nice as well as an enclosed toddler area.	Design 1 (Proludic)	Partially Enclosed
Please add a wheelchair access swing and a disability friendly swing for older/bigger children with a strap	Design 1 (Proludic)	Open Plan

Please add multiple rubbish bins/recycling stations to teach children through example how to take care of our city.	Design 1 (Proludic)	Open Plan
Please add zip line in design 2. Zip line is th best part of woodford park that u cannot find any where	Design 2 (Jupiter)	Partially Enclosed
Please do not cut down the trees inside the planned area, they are beautiful, and I'm sure you can surround them by paving and so on. Please try to keep some elements of the old park alive, like the climbing frame. Please try not to, in your valiant effort to be inclusive, ruin the park for everyone. The example I would bring up in this is the roundabout in Woodley Town Centre (which replaced a perfectly servicable one) can hardly turn and requires so much energy to keep going that it is basically impossible to enjoy. I would encourage trying to start a dialogue with the youth of Woodley to learn what they have to say and from previous mistakes. I appreciate the push for including those with physical and mental disabilities but I fear you are excluding everyone from having fun in your attempt to include everyone. Thank you.	Design 2 (Jupiter)	Partially Enclosed
Please don't put any of the play equipment on sand as it makes the play areas really unappealing in cold and wet weather. If sand is wanted please have it as a separate area so that parents can avoid with children if they want to. Really excited and looking forward to an updated play area for our girls as they grow up!	Design 1 (Proludic)	Open Plan
Please enclose for everyone's safety ! Do a proper job, not like pond not finished properly, path still going no where ! Don't cut corners , do it properly or not at all !	Design 3 (Hags)	Enclosed
Please ensure access path is not diverted as this is an important route to shops for pedestrians but by cycles may need to be restricted in these set ups as use of them on path conflicts with safety. Fencing is important when you have young children who can wander or run randomly or get lost	Design 2 (Jupiter)	Partially Enclosed
Please ensure no trees are felled in the process.	Design 1 (Proludic)	Open Plan
Please ensure that dogs cannot get into the play area to foul it or attack the children - not all owners are responsible sadly. Please maximise the inclusive play equipment, as there is currently nowhere to go in Woodley, and we have to go to Sol Joel for this!	Design 3 (Hags)	Partially Enclosed
Please have running track around the park for adults	Design 2 (Jupiter)	Partially Enclosed
Please include lots of picnic benches and seating.	Design 1 (Proludic)	Partially Enclosed
Please keep the skate park Please don't overcrowd with equipment as this could be overwhelming for special needs children	Design 2 (Jupiter)	Partially Enclosed
Please keep the table tennis table or re-site it.	Design 1 (Proludic)	Partially Enclosed
Please keep the trees. Love the inclusiveness of no. 2. The other designs don't seem as inclusive. Look at Sol Jol Park as that is very inclusive. °	Design 2 (Jupiter)	Enclosed
Please make things more wheelchair/disabled friendly	Design 1 (Proludic)	Open Plan
Please no metal slides as they get too hot in the summer	Design 1 (Proludic)	Open Plan
Please no sand area - we gave the top psrk with a sand area, plus dol Joel and palmer Park. It doesn't suit everyone's needs to have parts of the park inaccessible unless you walk through sand - my children hate getting sand in their shoes	Design 1 (Proludic)	Partially Enclosed
Please remember to take into consideration children with special needs!	Design 1 (Proludic)	Partially Enclosed
Plenty of benches/seating available	Design 1 (Proludic)	Partially Enclosed

plenty of seating and ensure walkway is clear for other residents who wish to use the paths not the play areas. Lots of well maintained planting similar to the pic would be nice but we all know it will be left to die and turn into a litter area. provide some decent bins!	Design 2 (Jupiter)	Open Plan
Pls pls do not put random rocks around for children to run into, fall off when climbing on. Like ones at Dinton placed in random places. They are so dangerous especially for exploring toddlers!	Design 1 (Proludic)	Enclosed
Preference would be to have a fully enclosed play area for safety, security and avoid dogs fouling in the play area. Also, we would prefer to have the main footpath redirected around the play area, rather than passing through the area.	Design 1 (Proludic)	Enclosed
Put an age restriction to stop older teenagers using it, therefore a sign. Lots of litter bins.. Maybe have 2 basket swings as they are very popular.	Design 1 (Proludic)	Partially Enclosed
Quality of pictures makes it very hard to see details of each proposal (viewing on a mobile phone)	Design 1 (Proludic)	Open Plan
Re-use some of the old equipment at the park at Southlake which is woefully poor.	Design 1 (Proludic)	Partially Enclosed
Really difficult to see as they are so small and I couldn't enlarge them	Design 1 (Proludic)	Enclosed
Really great to see that it will be inclusive for everyone.	Design 1 (Proludic)	Open Plan
Sand and bark are no fun for little ones! It either goes in their shoes or their mouths.	Design 1 (Proludic)	Partially Enclosed
Sand area of second is good . Definitely need zip wire for older siblings	Design 1 (Proludic)	Partially Enclosed
Scheme 2 looks far more attractive and in keeping with the surrounding parkland. It's well spaced out and uses bright but nicer colours on the ground surfaces than the other 2 designs. The oranges and reds on the other designs look far too garish. It is well thought out and incorporates benches for families to meet or for parents to watch their children. It looks natural and gives scope for the children to use their imagination.	Design 2 (Jupiter)	Open Plan
Seating for adults and children to rest and watch.	Design 1 (Proludic)	Partially Enclosed
Second is by far the best thought out design. Good segregation of different areas to neutrally seperate younger and older kids. As a parent, sand is never appreciated so should be avoided like the plague!	Design 2 (Jupiter)	Partially Enclosed
Sensory area is a much needed addition.	Design 1 (Proludic)	Partially Enclosed
So long as it was well maintained and respected by users, this would be an excellent addition to the park. Would this affect the weekly parkrun and the users of this event?	Design 1 (Proludic)	Partially Enclosed
Sports facilities for the elderly.	Design 1 (Proludic)	Partially Enclosed
Swings - as much as it's lovely to have all different types of swings, in my experience children want to swing next to each other. So I'd have 2 conventional seat swings and 2 conventional toddler swings next to each other and then the other swing designs as well. They are often the most used thing in the park and if you only have 1 toddler swing there will be a big queue and lots of tears / tantrums. Also the fencing - I would expect the majority of the play area to be fenced off. I have a son that 'runs' and I would not be able to relax and leave him to play if I knew he could be near the lake or road. I would not expect the bigger agility trails or zip wires etc to be in the fencing but the main park yes.	Design 3 (Hags)	Partially Enclosed
Thank you for doing this. It will be wonderful. Woodford park is a great area that deserved a brilliant play park	Design 1 (Proludic)	Open Plan
Thank you for investing in Woodley!	Design 1 (Proludic)	Partially Enclosed

Thank you for sharing the plans. Our children liked designs 1 and 3 but many elements of 2 (including all the new trees).	Design 2 (Jupiter)	Open Plan
Thanks so much for this addition to the community.	Design 3 (Hags)	Enclosed
The area between the skate park and the lake , by the mound is very boggy and wet in the winter. Larger Improved skate park, similar to Solly would be really terrific for older teens	Design 1 (Proludic)	Open Plan
The designs of 1 and 3 were very hard to choose between. They're both very inviting and very inclusive for different ages and abilities. The sand area is a big favourite of ours in the current Woodford park area and we often visit with friends so have children of different ages who would like the different equipment.	Design 3 (Hags)	Partially Enclosed
The equipment needs to be fully enclosed in order to be safe for all. Autistic children for example may run away from carers when triggered. Since triggers can vary significantly it is impossible to account for them all and having the area enclosed is the only way to ensure it is safe for all abilities. Gates must be wide enough for walking aids and wheelchairs. Enclosing the area will also prevent dogs from entering and potentially fouling the area - a further measure to keep children safe. Sensory planting would be much appreciated by many children with additional needs.	Design 1 (Proludic)	Enclosed
The less sand the better! A sandpit is great on its own that you can choose to use or not, depending on weather & time. I personally am not keen when a sandpit can't be avoided when using other equipment.	Design 1 (Proludic)	Enclosed
The look and feel of design 2 is really nice with the rounded green and brown coloured areas.	Design 1 (Proludic)	Open Plan
The more natural materials used the more true to its name 'wood' ford park.	Design 3 (Hags)	Open Plan
The number of inconsiderate dog owners would ruin the area. Unless you are going to provide a permanent dog warden to man the area, this would not be appropriate. I have concerns about toxo cara infecting children	Design 1 (Proludic)	Enclosed
The paddling pool is so unhygienic and the water is always black by midday. A water splash zone with fountains coming out the floor is so much more fun and hygienic for children.	Design 1 (Proludic)	Enclosed
The parents liked the aesthetic of design 2, but the children believed there was less to do	Design 1 (Proludic)	Open Plan
The park needs to be fenced and separate from the skate park, Stop children running/wondering off and possibly heading to the lake. Skatepark separate from the main park again to stop toddlers wondering over especially when teenagers and adults are using it.	Design 3 (Hags)	Enclosed
The play area needs to be enclosed to keep out animals. Toxocara is a real health hazard, and there are many irresponsible dog owners that regularly use Woodford.	Design 1 (Proludic)	Enclosed
The sensory area of design one is excellent idea.	Design 1 (Proludic)	Open Plan
The skatepark is in desperate need of renovations too as I know many people who love to use it but are beginning to find it a little repetitive!!!!!!!!!!!!!! :(Design 2 blends in well with the surroundings and matches the rest of the bark well. It is not enclosed, making it less disruptive for walkers. :)	Design 2 (Jupiter)	Partially Enclosed
The unnatural colours of the floor are too artificial	Design 1 (Proludic)	Open Plan
There is a lot of children in Woodley that have disabilities. Private sections of the park is brilliant & including something for everyone. Disabled access is also good. Some water play would also be great.	Design 1 (Proludic)	Enclosed
There is a wheelspin already in Woodley town centre, so doesn't seem like a good idea to duplicate it.	Design 1 (Proludic)	Partially Enclosed

There seems to be a huge variety of play equipment in design 3- more for different ages and abilities and hugely inclusive!	Design 3 (Hags)	Partially Enclosed
They might be stuck in the slide and suffocate	Design 1 (Proludic)	Open Plan
This design caters for all children from toddlers through to older children	Design 1 (Proludic)	Open Plan
This is a brilliant plan, look forward to the outcome.	Design 1 (Proludic)	Open Plan
this is a fantastic idea and I hope to see it finished very soon	Design 1 (Proludic)	Open Plan
This is exciting news as a Mum of two and Early Years Teacher. For me I think the length of time building the project is just as important- it would be such a shame if it's not built before my children get older. Lovely ideas I can't wait to see the finished project!	Design 1 (Proludic)	Partially Enclosed
This is wonderful news, thank you so much for thinking of our local children after this difficult past year.	Design 3 (Hags)	Partially Enclosed
This one looks to me like it has the most variety and a good mix of older children equipment and some suitable for a fearless toddler too!	Design 1 (Proludic)	Open Plan
This park is used by a number of dog walkers. This should be fenced off to enable dog walkers and children to both safely share this space.	Design 2 (Jupiter)	Enclosed
Three very good designs made it hard to choose! Well done all. Will there be CCTV in place as I'm sure some cretin or other will find it funny to vandalise it! I don't think a fence is necessary, there isn't one there now and it's enough of a distance away from the lake and road.	Design 1 (Proludic)	Open Plan
To keep in with the nature as much as possible and not take up too much of the actual park	Design 2 (Jupiter)	Partially Enclosed
Try and cater for all ages, not just tots.	Design 1 (Proludic)	Open Plan
Visibility from all angles is important for parents trying to keep an eye on multiple children	Design 1 (Proludic)	Partially Enclosed
Voted for 2 as it actually has trees 🌳🌳🌳🌳🌳	Design 2 (Jupiter)	Partially Enclosed
We like the more natural look	Design 2 (Jupiter)	Open Plan
We live on Headley Rd, opposite the park with our 7 year old daughters, one of them being a full time wheelchair user. We love the designs, particularly design 1. Design 3 doesn't do much for the wheelchair as the ramping on the play equipment doesn't seem to lead to anything exciting compared to a non wheelchair user. We did also really like the sand play however the double cableway for our other daughter is too good not to mention in our top 3. The turntable is another very good inclusive piece of equipment that would have made our top 5. Thank you very much for giving us the opportunity to comment on this exciting development, which we very much look forward to using in the future. Please feel free to contact me, if you would like any further wheelchair users input danielleski_83@hotmail.com	Design 1 (Proludic)	Open Plan
We need our graffitti wa back. When will it return?	Design 1 (Proludic)	Open Plan
We voted for this design because it has lots to do for all ages. We feel toddlers, school age and teenagers need to considered so it has something for everyone.	Design 1 (Proludic)	Enclosed
What facilities are you offering for teenage girls? This all looks great if you have small children but what about areas for teenage girls? The boys have the skate park, basket ball hoop etc but you have nothing for teenage girls. What do they want? They need consulting so they have a safe place to hang out, get some exercise and not just be put on the sidelines.	Design 2 (Jupiter)	Partially Enclosed

Whatever the design this will be fantastic for the smallest residents of woodley i can see lots of fun happening hear ensure flooring is as safe as possible lots of bins big area as possible for them would like to make sure the council ensures ongoing safety/ litter picking/ no graffiti please make area simpier for dogs - a safe contained place for them	Design 1 (Proludic)	Partially Enclosed
Whatever you decide made it fit with the environment	Design 2 (Jupiter)	Partially Enclosed
When you release the story once it is built, can you please consider asking readers what their memories are of when the original play area was first built? Might be interesting. I remember in the very early 80s that play area was two swings and we were very happy with that. And of course the wonderful old horse climbing frame over by the theatre! I wonder if you can dig out a picture of that. Really pleased the council are doing this. Woodford Park is a lovely place and we are so lucky. Ps- fully enclosing the site will stop dogs running in it, which is bound to happen. Make it safe for all. And make sure no part of it can be used by skate boarders to grind on the benches.	Design 2 (Jupiter)	Enclosed
Whilst fencing etc may affect the budget available, I think safety within a park is the most crucial element when taking a child and to be so close to both the road, car park and water- having no fencing would deter a lot of families accessing the park especially with multiple children	Design 3 (Hags)	Enclosed
Whilst I understand the need to update the old play equipment, I fail to understand why it has to be located alongside the gardens of Farriers Close, a quiet community for Woodley's older residents. We already have to put up with players & supporters shouting & sometimes swearing around the Astro-turf court, particularly evenings & weekends, when we would prefer to enjoy some peace & quiet. Also, the fencing is not only there to keep children safe, but to keep out unleashed dogs which can create foul smelling, poisonous 'poo'	Design 2 (Jupiter)	Enclosed
Why have Woodley been given less than half the amount of money for playground facilities than Wokingham's Cantley Park? Wokingham already have many new play grounds in the new estates and a large new playground in the town centre. Woodford park has been neglected for years and the play area being replace has been in a poor state for over 25 years.	Design 2 (Jupiter)	Enclosed
with the second design, could they not add or rebuild the skatepark, mainly because many people still use it i don't see a reason to get rid of it. Also where the zipline is, that bit gets very boggy so you would probably want to put something underneath it :)	Design 2 (Jupiter)	Open Plan
Without any fencing, how will the many dogs that use the park be kept out? I think it could be chaos if dogs are not excluded and not kept under control within this area. Plus there is the issue of them fouling / urinating on the equipment. It will also make dog walking harder for regular walkers as dogs won't be able to run free.	Design 2 (Jupiter)	Partially Enclosed
Woodley is great already, I choosen oprion 1 because I had to choose only one but numver 3 is also amazing. They look great, I would definitely add some smalk coffee/snack shop and toilets because this is always issue with small kids or pregnat ladies..	Design 1 (Proludic)	Partially Enclosed
Would be ideal to have springed flooring and soft tarmac as well as bark in some areas. Also different sections for each age group so that older children don't get in the way of little ones and little ones don't get hurt.	Design 3 (Hags)	Partially Enclosed
Would like more green land	Design 3 (Hags)	Partially Enclosed
Would like to see any high piece of equipment with good safety bars/sides, too many play areas have gaps where children can fall from	Design 1 (Proludic)	Partially Enclosed
You could put two trampolines in as one is never enough. Design 1 has the best split of toddlers area away from older kids. Design 1 could do	Design 1 (Proludic)	Partially Enclosed

with less 'neon green' and maybe some colour variety or colours a bit like
design 2